



Viewing Made Easy

www.veusat.ie

How to Update your Veusat Channels

August 2017

- **Select Channel Update**
- **Press the RIGHT ARROW key and then PRESS OK**



About STB



Channel Update



Settings

FTP Download

- Select Connect Net (highlighted) and PRESS OK



FTP Download

Server Name

1 - LONGFORD

IP/URL

Port

21

User Name

anonymous

Password

Connect Net

OK

EX

Close

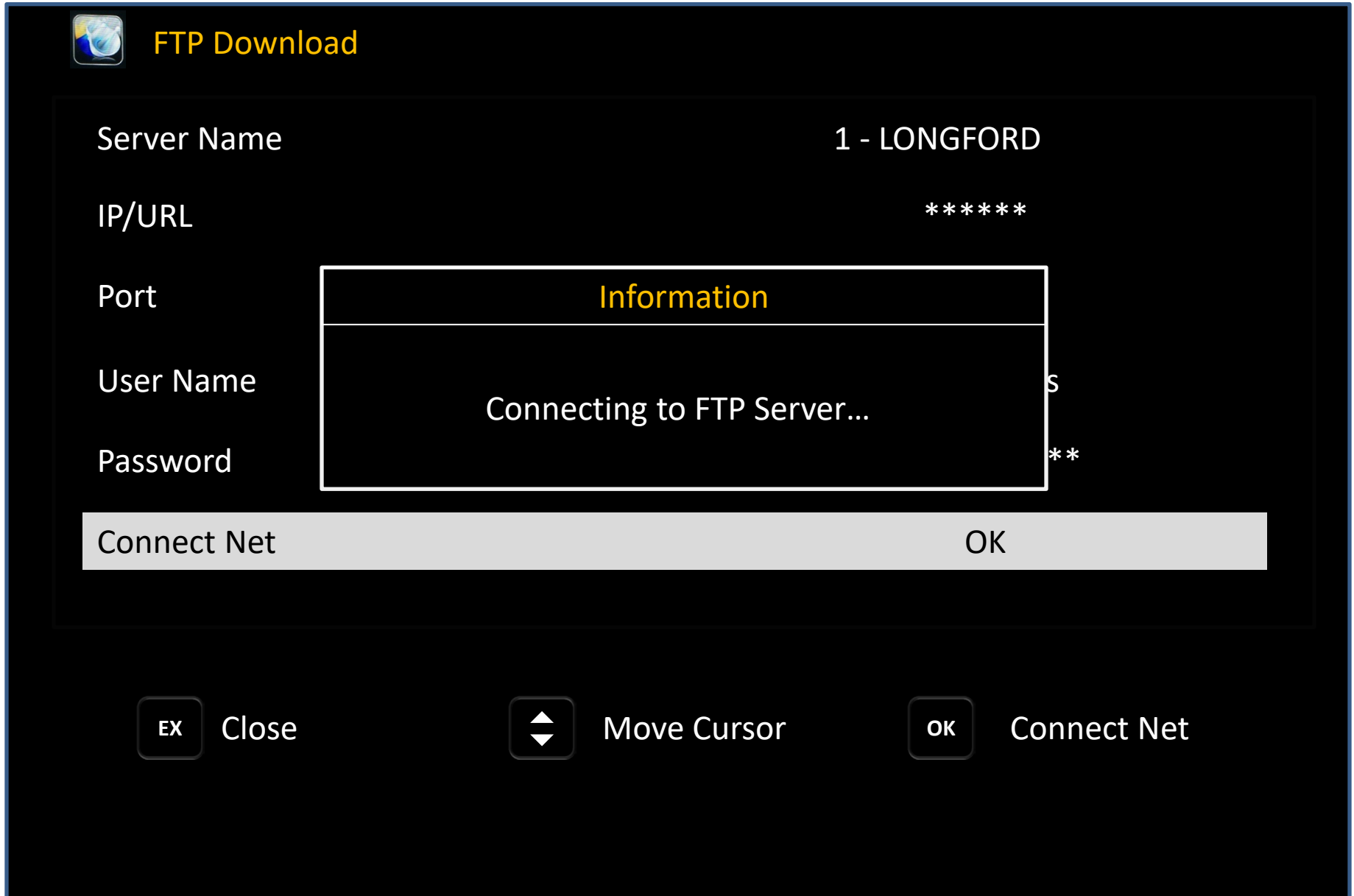


Move Cursor

OK

Connect Net

- The following message will appear....



- Select your transmitter (this is noted in your user manual) and PRESS OK



FTP Browser



TRUSKMORE.sdx	SDX	18.5 KB	2017-70-31 23:18:00
THREE_ROCK1.sdx	SDX	18.5 KB	2017-70-31 23:18:00
MAGHERA1.sdx	SDX	18.5 KB	2017-70-31 23:18:00
LONGFORD1.sdx	SDX	18.5 KB	2017-70-31 23:18:00
KIPPURE1.sdx	SDX	18.5 KB	2017-70-31 23:18:00
KILDUFF1.sdx	SDX	18.5 KB	2017-70-31 23:18:00



Change Filter



Start Download



USB

- Press the RIGHT ARROW to change the option from USB to Update



FTP Browser



TRUSKMORE.sdx	SDX	18.5 KB	2017-70-31 23:18:00
THREE_ROCK1.sdx	SDX	18.5 KB	2017-70-31 23:18:00
MAGHERA1.sdx	SDX	18.5 KB	2017-70-31 23:18:00
LONGFORD1.sdx	SDX	18.5 KB	2017-70-31 23:18:00
KIPPURE1.sdx	SDX	18.5 KB	2017-70-31 23:18:00
KILDUFF1.sdx	SDX	18.5 KB	2017-70-31 23:18:00

WARNING

Download to USB or Update directly ?

<< USB >>



Change Filter

OK

Start Download



USB

- Press the OK button on your remote control



FTP Browser



TRUSKMORE.sdx	SDX	18.5 KB	2017-70-31 23:18:00
THREE_ROCK1.sdx	SDX	18.5 KB	2017-70-31 23:18:00
MAGHERA1.sdx	SDX	18.5 KB	2017-70-31 23:18:00
LONGFORD1.sdx	SDX	18.5 KB	2017-70-31 23:18:00
KIPPURE1.sdx	SDX	18.5 KB	2017-70-31 23:18:00
KILDUFF1.sdx	SDX	18.5 KB	2017-70-31 23:18:00

Warning

Download to USB or Update directly ?

<< Update >>



Change Filter


OK







Start Download



USB

- An information message will be displayed




 **FTP Browser**

TRUSKMORE.sdx	SDX	18.5 KB	2017-70-31 23:18:00
THREE_ROCK1.sdx	SDX	18.5 KB	2017-70-31 23:18:00
MAGHERA1.sdx			31 23:18:00
LONGFORD1.sdx			31 23:18:00
KIPPURE1.sdx	SDX	18.5 KB	2017-70-31 23:18:00
KILDUFF1.sdx	SDX	18.5 KB	2017-70-31 23:18:00

Information

Please Wait...

 Change Filter  Start Download  **USB**

- Press the RIGHT ARROW to change the option from NO to YES



FTP Browser



TRUSKMORE.sdx	SDX	18.5 KB	2017-70-31 23:18:00
THREE_ROCK1.sdx	SDX	18.5 KB	2017-70-31 23:18:00
MAGHERA1.sdx	SDX	18.5 KB	2017-70-31 23:18:00
LONGFORD1.sdx	SDX	18.5 KB	2017-70-31 23:18:00
KIPPURE1.sdx	SDX	18.5 KB	2017-70-31 23:18:00
KILDUFF1.sdx	SDX	18.5 KB	2017-70-31 23:18:00

WARNING

Do you want to update software/database ?

<< NO >>



Change Filter

OK

Start Download



USB

- PRESS OK



FTP Browser



TRUSKMORE.sdx	SDX	18.5 KB	2017-70-31 23:18:00
THREE_ROCK1.sdx	SDX	18.5 KB	2017-70-31 23:18:00
MAGHERA1.sdx	SDX	18.5 KB	2017-70-31 23:18:00
LONGFORD1.sdx	SDX	18.5 KB	2017-70-31 23:18:00
KIPPURE1.sdx	SDX	18.5 KB	2017-70-31 23:18:00
KILDUFF1.sdx	SDX	18.5 KB	2017-70-31 23:18:00

WARNING

Do you want to update software/database ?

<< YES >>



Change Filter


OK







Start Download



USB

- An information message will be displayed

 **FTP Browser**




     

TRUSKMORE.sdx	SDX	18.5 KB	2017-70-31 23:18:00
THREE_ROCK1.sdx	SDX	18.5 KB	2017-70-31 23:18:00
MAGHERA1.sdx			31 23:18:00
LONGFORD1.sdx			31 23:18:00
KIPPURE1.sdx			31 23:18:00
KILDUFF1.sdx	SDX	18.5 KB	2017-70-31 23:18:00


WARNING







Updating Data...

Do not Power Off !

 Change Filter  Start Download  **USB**


- A message is displayed showing your download progress...

 **FTP Browser**




WARNING

Updating sw....

Progress  29%

Do not Power off !

TRUSK				3:18:00
THREE				00
MAGH				00
LONGFORD1.sdx	SDX	18.5 KB	2017-70-31	23:18:00
KIPPURE1.sdx	SDX	18.5 KB	2017-70-31	23:18:00
KILDUFF1.sdx	SDX	18.5 KB	2017-70-31	23:18:00

 Change Filter  Start Download  **USB**

- Your Veusat box will reboot and the following message will appear.
- Once this message disappears, PRESS the EXIT button on your remote control 3 times to return to your viewing channel.

The screenshot shows an FTP Browser interface with a dark background. At the top left, there is a globe icon and the text "FTP Browser". Below this, there are several icons representing different file types or folders. A central dialog box with a white border and a black background displays the word "Information" in yellow at the top and "Successful !" in white below it. The main area shows a list of files with columns for filename, extension, size, and timestamp. The first file, "TRUSKMORE.sdx", is highlighted in yellow. At the bottom, there are four buttons: "Change Filter" (with left and right arrow icons), "OK" (with the text "OK"), "Start Download" (with a red square icon), and "USB" (with the text "USB").

Filename	Extension	Size	Timestamp
TRUSKMORE.sdx			2017-70-31 23:18:00
THREE_ROCK1.sdx	SDX	18.5 KB	2017-70-31 23:18:00
MAGHERA1.sdx	SDX	18.5 KB	2017-70-31 23:18:00
LONGFORD1.sdx	SDX	18.5 KB	2017-70-31 23:18:00
KIPPURE1.sdx	SDX	18.5 KB	2017-70-31 23:18:00
KILDUFF1.sdx	SDX	18.5 KB	2017-70-31 23:18:00